

WIRING INFORMATION

Manufacturer

GM

Model(s)

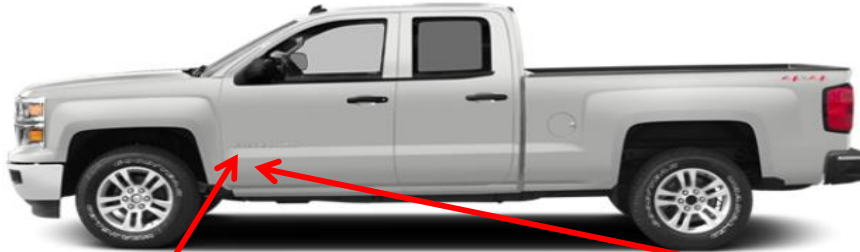
Silverado

Years


2016 +

TAG Model Codes

58GS14 / 66GS14 / 80GS14



CHMSL (White / Blue shown)




Lock (Brown / Yellow shown)

Unlock (Grey / Green shown)



Keyless Wire Location



Lock (White shown)

Unlock (Black shown)


CHMSL / Third Brake Light Wiring

Years

2016 +

Wire Color(s)

White / Blue



Location

Under the dash go to the Brown BCM box. Use the White / Blue

Installer's Notes:

Remove the brown BCM and Carefully cut back the black factory tape.

Keyless Entry Wiring

Years

2016 +

Lock Wire Color(s)

White

Unlock Wire Color(s)

Black

2016+

Brown / Yellow

Grey / Lt. Green

Location

Power tailgate (Lock and Unlock) Open the tailgate and remove the cover plate. If you don't have enough power go under the dashboard to the pink BSM.

Installer's Notes:

Computer safe tester



All wires should be tested prior to final hook up. Test the lock wire first then the unlock wire by using computer safe tester. The new Chevy have low voltage going through the wires. The old tester will not work. Stander tester will not work.