

WIRING INFORMATION

Manufacturer

FORD

Model(s)

F150

Years



2015- 2017

TAG Model Codes


56FF15 / 66FF15 / 80FF15



CHMSL (Purple /White shown)



Note: A Lock (Grey / Brown shown)



Note: B Lock (Green/White shown)

Keyless Wire Location

Note: A

Unlock (Dark Blue/Lime Green or Yellow / Green shown)

CHMSL / Third Brake Light Wiring

| Years | Wire Color(s) |
|------------|----------------|
| 2015 -2017 | Purple / White |

Location

Under the driver side kick panel. Go to the back side of the white / Grey plug.

Keyless Entry Wiring

| | Years | Lock Wire Color(s) | Unlock Wire Color(s) |
|----------------|-------------|--------------------|------------------------|
| Note: A | 2015 - 2017 | Grey / Brown | Dark Blue / Lime Green |
| Note: B | 2015 - 2017 | Grey / Brown | Yellow / Green |
| | | | Green / White |

Location

Note: A Driver side kick panel / Sill plate. **Note: B** If your truck has the auto locking tailgate feature it will be located under the rear just left of the center. Unlock will only work on the tailgate handle not the Key fob. If you only want to use the key fob for Lock and Unlock use **Note: A**

Installer's Notes:

All wires should be tested prior to final hook up.

Installer's Notes:

All wires should be tested prior to final hook up. Depending on the truck's computer set up, the unlock function for all doors may be only activated by pressing the unlock button on the door or key fob twice as opposed to once for the driver's door.