

WIRING INFORMATION

Manufacturer

FORD

Model(s)


F150

Years


2018 +

TAG Model Codes

56FF15 / 66FF15 / 80FF15




CHMSL (Purple /White shown)



Note: A Lock (Grey / Brown shown)

Keyless Wire Location
Note: A

Unlock (Dark Blue/Lime Green or Yellow / Green shown)



Note: B Lock (Green/White shown)

CHMSL / Third Brake Light Wiring

| Years | Wire Color(s) |
|-------|----------------|
| 2018+ | Purple / White |

Location

Under the driver side kick panel. Go to the Front side of the black BCM plug.

Keyless Entry Wiring

| | Years | Lock Wire Color(s) | Unlock Wire Color(s) |
|----------------|--------|------------------------------|--|
| <u>Note: A</u> | 2018 + | Grey / Brown Grey / Brown | Dark Blue / Lime Green Yellow / Green |
| <u>Note: B</u> | 2018 + | | Green / White |

Location

Note: A Driver side kick panel / Sill plate. Note: B If your truck has the auto locking tailgate feature it will be located under the rear just left of the center. Unlock will only work on the tailgate handle not the Key fob. If you only want to use the key fob for Lock and Unlock use Note: A

Installer's Notes:

All wires should be tested prior to final hook up.

Installer's Notes:

All wires should be tested prior to final hook up. Depending on the truck's computer set up, the unlock function for all doors may be only activated by pressing the unlock button on the door or key fob twice as opposed to once for the driver's door.